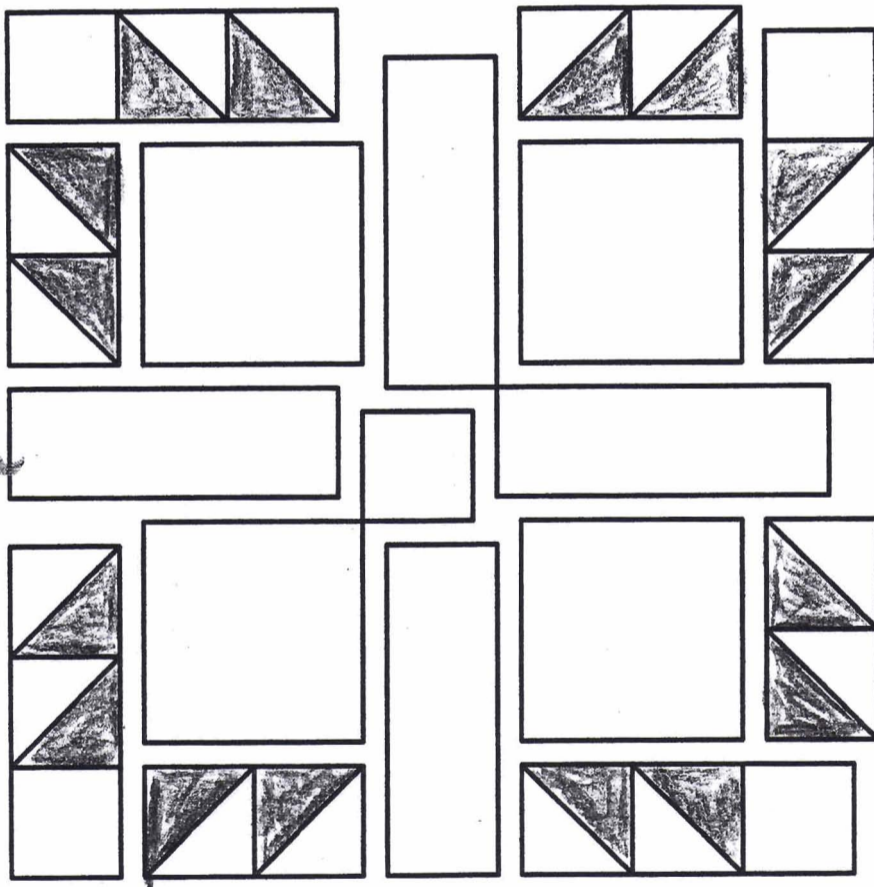



Bear's Paw

The Bear's Paw Quilt was the third quilt used to help prepare slaves for their journey to freedom. Runaways were directed to follow the actual trail of a bear's footprints leading them to food and water.



Bear Claws

Cut **8** background squares **2-518** x **2-5/8**.

Cut **8** dark brown squares **2-518** x **2-518**.

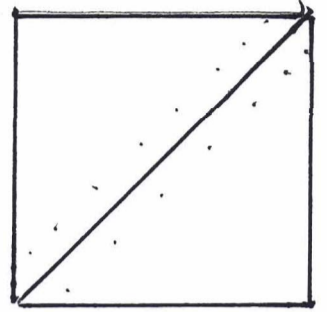
To make **16** - triangle squares **2-1/4** x **2-1/4**

Layer the dark brown with a background square
Mark a line from corner to corner on background square
sew **1/4"** on each side.

Cut apart on center line, press open to dark.

Or

Use any other method you want to make
the triangle squares



Bear's Paw

Cut 4- 4" squares **from** lighter brown

Dividing strips

Cut 4 rectangles **2" x 5 3/4** from dark green.

Center square

Cut one **2"** square **from** blue fabric

For corners, from the background cut 4 squares **2 1/4 x 2 1/4**

PIECE TOGETHER FOLLOWING THE **GRID** ON THE FRONT
PAGE.

Should measure **12 1/2"** square.